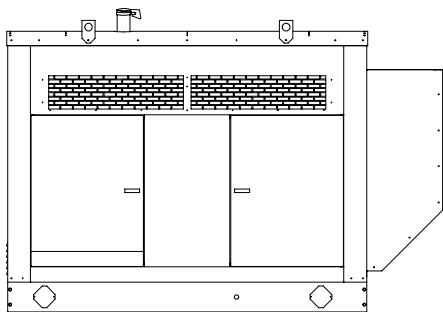




**Ratings Range**

		60 Hz	50 Hz
Standby:	kW	31-42	27-34
	kVA	31-53	27-42
Prime:	kW	29-39	25-30
	kVA	29-49	25-37



**Standard Features**

- Kohler Co. provides one-source responsibility for the generating system and accessories.
- The generator set and its components are prototype-tested, factory-built, and production-tested.
- The 60 Hz generator set is UL 2200 listed.
- The generator set accepts rated load in one step.
- A one-year limited warranty covers all systems and components. Two-, five-, and ten-year extended warranties are also available.
- Alternator features:
  - The Fast-Response™ III wound field (WF) design alternator provides excellent voltage response and short-circuit capability using an auxiliary power brushless exciter.
  - The unique Fast-Response™ II excitation system delivers excellent voltage response and short circuit capability using a permanent magnet (PM)-excited alternator.
  - The brushless, rotating-field alternator has broadrange reconnectability.
- Other features:
  - A rugged industrial gas engine delivers rated power at 1800 rpm (60 Hz) and 1500 rpm (50 Hz).
  - Controllers are available for all applications. See controller features inside.
  - The electronic, isochronous governor incorporates an integrated drive-by-wire throttle body actuator delivering precise frequency regulation.

**Generator Set Ratings**

Alternator	Voltage	Ph	Hz	Natural Gas				LP Gas			
				130°C Rise		105°C Rise		130°C Rise		105°C Rise	
				Standby Rating	Amps	Prime Rating	Amps	Standby Rating	Amps	Prime Rating	Amps
4P5BW/ 4P5B	120/208	3	60	38/48	132	35/44	121	38/48	132	35/44	121
	127/220	3	60	39/49	128	36/45	118	40/50	131	37/46	121
	120/240	3	60	37/46	111	34/43	102	37/46	111	34/43	102
	120/240	1	60	31/31	129	29/29	121	31/31	129	29/29	121
	139/240	3	60	39/49	117	36/45	108	42/53	126	39/49	117
	220/380	3	60	36/45	68	33/41	63	36/45	68	33/41	63
	277/480	3	60	39/49	58	36/45	55	42/53	63	39/49	59
	347/600	3	60	39/49	47	36/45	43	42/53	51	39/49	47
	110/190	3	50	31/39	118	29/36	109	32/40	122	29/36	109
	115/200	3	50	31/39	111	29/36	104	33/41	118	29/36	104
	120/208	3	50	31/39	108	29/36	100	34/42	117	30/37	103
	110/220	3	50	31/39	102	29/36	94	32/40	105	29/36	94
	110/220	1	50	27/27	123	25/25	114	27/27	123	25/25	114
	220/380	3	50	31/39	59	29/36	55	32/40	61	29/36	55
230/400	3	50	31/39	56	29/36	52	33/41	59	29/36	52	
240/416	3	50	31/39	54	29/36	49	34/42	58	30/37	51	
4Q5W/ 4Q5	120/240	1	60	38/38	158	34/34	142	38/38	158	34/34	142
	110/220	1	50	30/30	136	27/27	123	32/32	145	29/29	132

RATINGS: All three-phase units are rated at 0.8 power factor. All single-phase units are rated at 1.0 power factor. *Standby Ratings:* Standby ratings apply to installations served by a reliable utility source. The standby rating is applicable to varying loads for the duration of a power outage. There is no overload capability for this rating. Ratings are in accordance with ISO-3046/1, BS 5514, AS 2789, and DIN 6271. *Prime Power Ratings:* Prime power ratings apply to installations where utility power is unavailable or unreliable. At varying load, the number of generator set operating hours is unlimited. A 10% overload capacity is available for one hour in twelve. Ratings are in accordance with ISO-8528/1, overload power in accordance with ISO-3046/1, BS 5514, AS 2789, and DIN 6271. For limited running time and base load ratings, consult the factory. Obtain the technical information bulletin (TIB-101) on ratings guidelines for the complete ratings definitions. The generator set manufacturer reserves the right to change the design or specifications without notice and without any obligation or liability whatsoever. GENERAL GUIDELINES FOR DERATION: *Altitude:* Derate 1.3% per 100 m (328 ft.) elevation above 200 m (656 ft.). *Temperature:* Derate 3.0% per 10°C (18°F) temperature above 25°C (77°F). Dual fuel engines are optimized to run on the primary fuel (natural gas) and, as a result, the LPG ratings may not be attained. For dual fuel engines, use the natural gas ratings for both the primary and secondary fuels.

# Alternator Specifications

Specifications	Alternator
Manufacturer	Kohler
Type	4-Pole, Rotating-Field
Exciter type	
Wound field (WF)	Wound Exciter Field with Separate Excitation Power Winding
Permanent magnet (PM)	Brushless, Permanent-Magnet
Leads: quantity, type	
4P5BW/4P5B	12, Reconnectable
4Q5W/4Q5	4, 110-120/220-240
Voltage regulator	Solid State, Volts/Hz
Insulation:	NEMA MG1
Material	Class H
Temperature rise	130°C, Standby
Bearing: quantity, type	1, Sealed
Coupling	Flexible Disc
Amortisseur windings	Full
Voltage regulation, no-load to full-load	
Wound field (WF) alternator	±0.25% Average
Permanent magnet (PM) alternator	±2% Average
550 controller (with 0.5% drift due to temperature variation)	3-Phase Sensing, ±0.25%
Unbalanced load capability	100% of Rated Standby Current
One-step load acceptance	100% of Rating

Specifications	Alternator
Peak motor starting kVA:	(35% dip for voltages below)
480 V, 380 V 4P5BW/4P5B (12 lead)	130 (60Hz), 90 (50Hz)
240 V, 220 V 4Q5W/4Q5 (4 lead)	95 (60Hz), 78 (50Hz)

- NEMA MG1, IEEE, and ANSI standards compliance for temperature rise and motor starting.
- Sustained short-circuit current of up to 300% of the rated current for up to 10 seconds.
- Sustained short-circuit current enabling downstream circuit breakers to trip without collapsing the alternator field.
- Self-ventilated and dripproof construction.
- Vacuum-impregnated windings with fungus-resistant epoxy varnish for dependability and long life.
- Superior voltage waveform from a two-thirds pitch stator and skewed rotor.
- Fast-Response™ III wound field (WF) brushless alternator with auxiliary power brushless exciter for excellent load response.
- Fast-Response™ II brushless alternator with brushless exciter for excellent load response.

## Application Data

### Engine

Engine Specifications	60 Hz	50 Hz
Manufacturer	General Motors	
Engine: model, type	Industrial Powertrain Vortec 4.3 L, 4-Cycle Natural Aspiration	
Cylinder arrangement	V-6	
Displacement, L (cu. in.)	4.3 (262)	
Bore and stroke, mm (in.)	101.6 x 88.4 (4.00 x 3.48)	
Compression ratio	9.05:1	
Piston speed, m/min. (ft./min.)	318 (1044)	265 (870)
Main bearings: quantity, type	4, Babbitt	
Rated rpm	1800	1500
Max. power at rated rpm, kW (HP)	56 (75)	44.8 (60)
Engine power at standby rating, kW (HP)		
Natural Gas	49.2 (66)	40.3 (54)
LP Gas	53.7 (72)	42.5 (57)
Cylinder head material	Cast Iron	
Piston type and material	High Silicon Aluminum	
Crankshaft material	Nodular Iron	
Valve (exhaust) material	Forged Steel	
Governor type	Electronic	
Frequency regulation, no-load to full-load	Isochronous	
Frequency regulation, steady state	±0.5%	
Frequency	Field-Convertible	
Air cleaner type, all models	Dry	

### Exhaust

Exhaust System	60 Hz	50 Hz
Exhaust manifold type	Dry	
Exhaust flow at rated kW, m <sup>3</sup> /min. (cfm)	8.8 (310)	7.6 (270)
Exhaust temperature at rated kW, dry exhaust, °C (°F)	649 (1200)	
Maximum allowable back pressure, kPa (in. Hg)	10.2 (3.0)	
Exhaust outlet size at engine hookup, mm (in.)	76 (3.0) OD	

### Engine Electrical

Engine Electrical System	60 Hz	50 Hz
Ignition system	Electronic, Distributor	
Battery charging alternator:		
Ground (negative/positive)		Negative
Volts (DC)		12
Ampere rating		70
Starter motor rated voltage (DC)		12
Battery, recommended cold cranking amps (CCA):		
Qty., rating for -18°C (0°F)		One, 630
Battery voltage (DC)		12

### Fuel

Fuel System	60 Hz	50 Hz
Fuel type	LP Gas or Natural Gas	
Fuel supply line inlet	1 NPTF	
Natural gas/LPG fuel supply pressure, measured at the generator set fuel inlet downstream of any fuel system equipment accessories, kPa (in. H <sub>2</sub> O)	1.74-2.74 (7.0-11.0)	

Fuel Composition Limits *	Nat. Gas	LP Gas
Methane, % by volume	90 min.	—
Ethane, % by volume	4.0 max.	—
Propane, % by volume	1.0 max.	85 min.
Propene, % by volume	0.1 max.	5.0 max.
C <sub>4</sub> and higher, % by volume	0.3 max.	2.5 max.
Sulfur, ppm mass	25 max.	
Lower heating value, kJ/m <sup>3</sup> (Btu/ft <sup>3</sup> ), min.	26.6 (890)	67.5 (2260)

\* Fuels with other compositions may be acceptable. If your fuel is outside the listed specifications, contact your local distributor for further analysis and advice.

# Application Data

## Lubrication

Lubricating System	60 Hz	50 Hz
Type	Full Pressure	
Oil pan capacity, L (qt.)	4.3 (4.5)	
Oil pan capacity with filter, L (qt.)	5.7 (6.0)	
Oil filter: quantity, type	1, Cartridge	

## Cooling

Radiator System		
Ambient temperature, °C (°F)	45 (113)	
Engine jacket water capacity, L (gal.)	6.8 (1.8)	
Radiator system capacity, including engine, L (gal.)	19.7 (5.2)	
Engine jacket water flow, Lpm (gpm)	106.0 (28)	87.1 (23)
Heat rejected to cooling water at rated kW, dry exhaust, kW (Btu/min.)	39.2 (2230)	33.9 (1930)
Water pump type	Centrifugal	
Fan diameter, including blades, mm (in.)	533 (21)	
Fan, kWm (HP)	3.0 (4.0)	1.7 (2.3)
Max. restriction of cooling air, intake and discharge side of radiator, kPa (in. H <sub>2</sub> O)	0.125 (0.5)	

## Operation Requirements

Air Requirements	60 Hz	50 Hz
Radiator-cooled cooling air, m <sup>3</sup> /min. (scfm)†	142 (5000)	113 (4000)
Combustion air, m <sup>3</sup> /min. (cfm)	2.61 (92)	2.27 (80)
Heat rejected to ambient air:		
Engine, kW (Btu/min.)	16.0 (910)	13.0 (740)
Alternator, kW (Btu/min.)	6.3 (360)	6.2 (350)

† Air density = 1.20 kg/m<sup>3</sup> (0.075 lbm/ft<sup>3</sup>)

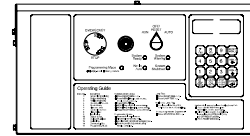
Fuel Consumption	60 Hz	50 Hz
<b>Natural Gas, m<sup>3</sup>/hr. (cfh) at % load‡</b>		
<b>Standby Ratings</b>		
100%	16.5 (584)	13.5 (477)
75%	13.8 (486)	10.4 (367)
50%	10.2 (360)	8.0 (281)
25%	7.7 (272)	5.8 (206)
<b>Prime Ratings</b>		
100%	15.5 (548)	12.4 (437)
75%	12.8 (452)	9.7 (344)
50%	9.7 (344)	7.6 (267)
25%	7.5 (264)	5.7 (200)
<b>LP Gas, m<sup>3</sup>/hr. (cfh) at % load</b>		
<b>Standby Ratings</b>		
100%	6.9 (242)	6.0 (211)
75%	5.4 (191)	4.5 (158)
50%	4.0 (141)	3.3 (116)
25%	2.9 (101)	2.4 (83)
<b>Prime Ratings</b>		
100%	6.3 (223)	5.4 (192)
75%	5.0 (177)	4.2 (147)
50%	3.8 (134)	3.1 (110)
25%	2.8 (98)	2.3 (80)

‡ Fuel consumption is based on 1015 Btu/standard cu. ft. natural gas.

LP vapor conversion factors:

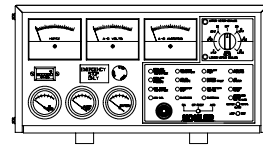
- 8.58 ft.<sup>3</sup> = 1 lb.
- 0.535 m<sup>3</sup> = 1 kg.
- 36.39 ft.<sup>3</sup> = 1 gal.

## Controllers



### Decision-Maker™ 550 Controller

Audiovisual annunciation with NFPA 110 Level 1 capability. Programmable microprocessor logic and digital display features. Alternator safeguard circuit protection. 12- or 24-volt engine electrical system capability. Remote start, remote annunciation, and remote communication options. Refer to G6-46 for additional controller features and accessories.



### Decision-Maker™ 3+, 16-Light Controller

Audiovisual annunciation with NFPA 110 Level 1 capability. Microprocessor logic, AC meters, and engine gauge features. 12- or 24-volt engine electrical system capability. Remote start, prime power, and remote annunciation options. Refer to G6-30 for additional controller features and accessories.

## Weather or Sound Enclosures

- Sound level @ 7 m (23 ft.) with sound enclosure: 71 db(A).
- See the weather enclosure specification sheet for more information.
- Enclosed insulated critical silencer with tailpipe and rain cap.
- Skid-mounted, corrosion-resistant construction with hinged and removable doors.
- Fade-, scratch-, and corrosion-resistant Kohler cream beige finish.
- Lockable, flush-mounted door latches.
- Air inlet louvers and baffles that prevent rain and snow entry.
- Pitched enclosure roof to prevent water accumulation.

## Additional Standard Features

- Alternator Protection (standard with 550 controller)
- Battery Rack and Cables
- Electronic, Isochronous Governor
- Gas Fuel System (includes fuel mixer, secondary gas regulator, gas solenoid valve, and flexible fuel line between the engine and the skid-mounted fuel system components)
- Integral Vibration Isolation
- Oil Drain Extension
- Operation and Installation Literature

## Available Accessories

### Enclosed Unit

- Sound Enclosure (with enclosed critical silencer)
- Weather Enclosure (with enclosed critical silencer)

### Cooling System

- Block Heater  
[recommended for ambient temperatures below 10°C (50°F)]

### Fuel System

- Automatic Changeover (natural gas to LP gas)
- Flexible Fuel Line  
(required when the generator set skid is spring mounted)
- Gas Filter
- LP Gas Liquid Withdrawal
- Manual Valve and Gas Solenoid Bypass
- Secondary Gas Solenoid Valve

### Electrical System

- Battery
- Battery Charger, Equalize/Float Type
- Battery Heater

### Engine and Alternator

- Alternator, Wound Field (WF)
- Alternator, Permanent Magnet (PM)
- Air Cleaner Restrictor Indicator
- Alternator Strip Heater
- CSA Certification
- Engine Fluids (oil and coolant) Added
- Line Circuit Breaker (NEMA1 enclosure)
- Line Circuit Breaker with Shunt Trip (NEMA1 enclosure)
- Optional Alternators
- Rated Power Factor Testing
- Rodent Guards
- Safeguard Breaker (not available with 550 controller)
- Skid End Caps
- Voltage Regulation, 1%
- Voltage Regulator Sensing, 3-Phase

## Literature and Maintenance

- General Maintenance Literature Kit
- Maintenance Kit (includes standard air, oil, and fuel filters)
- NFPA 110 Literature
- Overhaul Literature Kit
- Production Literature Kit

## Controller (550 and 16-Light)

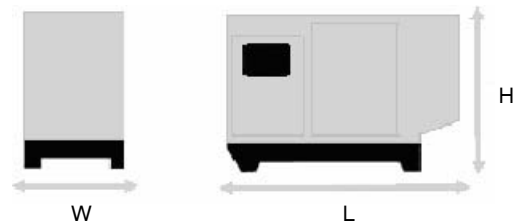
- Common Failure Relay Kit
- Communication Products and PC Software (550 controller only)
- Customer Connection Kit
- Dry Contact Kit (isolated alarm)
- Engine Prealarm Sender Kit
- Local Emergency Stop Kit
- Prime Power Switch
- Remote Annunciator Panel
- Remote Audiovisual Alarm Panel
- Remote Emergency Stop Kit
- Remote Mounting Cable
- Run Relay Kit

## Miscellaneous Accessories

- \_\_\_\_\_
- \_\_\_\_\_
- \_\_\_\_\_
- \_\_\_\_\_
- \_\_\_\_\_
- \_\_\_\_\_

## Dimensions and Weights

Overall Size, L x W x H, mm (in.):  
 Standard 2200 x 1040 x 2030 (86.6 x 40.9 x 80.0)  
 Optional Upfit Kit 2708 x 1040 x 2030 (106.6 x 40.9 x 80.0)  
 Weight (radiator model), wet, kg (lb.): 933 (2056)



NOTE: This drawing is provided for reference only and should not be used for planning installation. Contact your local distributor for more detailed information.

**DISTRIBUTED BY:**

Alpine Group 877-232-0165  
 PO Box 641 Salmon, ID 83467

AlpineSurvival.com  
 security@alpinesthills.com